



AgriHQ LOG PRICE REPORT

MAY 2023



EXPORT PRUNED
NZ\$/JASm3

-20 **163**



A-GRADE
NZ\$/JASm3

-23 **102**



P1
NZ\$/TONNE

+3 **196**



S1
NZ\$/TONNE

- **132**



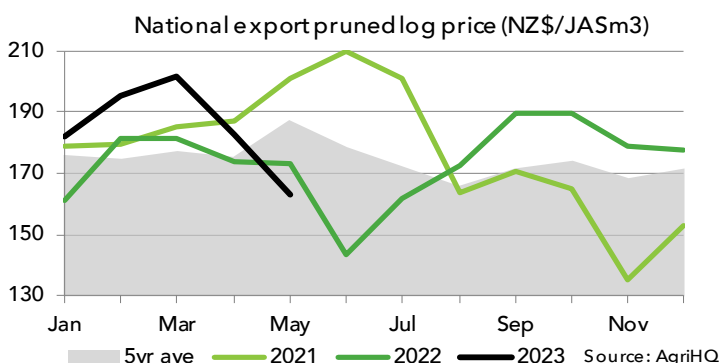
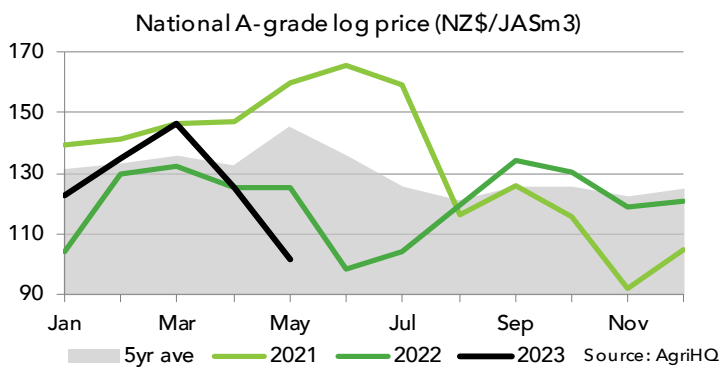
PULP
NZ\$/TONNE

-0.5 **55.5**

WHARFGATE LOG PRICES

NZ\$/JASm3 - Weighted Average*, Delivered to Wharf

| Grade | Export P | A | K | KS | KI | KIS |
|------------------------|------------|------------|------------|-----------|-----------|-----------|
| Pruning | Pruned | Unpruned | Unpruned | Unpruned | Unpruned | Unpruned |
| SED (minimum) cm | 40 | 30 - 40 | 22 | 20 - 26 | 26 | 10 |
| Knot size (maximum) cm | 0 | 10 - 15 | 15 | 15 | 25 | No limit |
| Length m | 4.0 - 5.8 | 4.1 + | 4.1 - 12.1 | 3.6 - 4.0 | 4.0 + | 3.7 |
| Northern North Island | 164 | 103 | 94 | 92 | 82 | 76 |
| Southern North Island | 168 | 104 | 95 | 93 | 84 | 78 |
| North Island | 166 | 103 | 94 | 92 | 83 | 77 |
| Northern South Island | 151 | 96 | 88 | 87 | 79 | 71 |
| Southern South Island | 152 | 96 | 88 | 86 | 78 | 71 |
| South Island | 151 | 96 | 88 | 87 | 79 | 71 |
| New Zealand | 163 | 102 | 93 | 91 | 82 | 76 |
| Change vs. | | | | | | |
| 12 months ago | -6% | -19% | -21% | -21% | -24% | -24% |
| Past 2 years | -8% | -19% | -21% | -21% | -24% | -24% |
| Past 5 years | -7% | -21% | -24% | -24% | -26% | - |



* Weightings are calculated on the volume of softwood logs traded through each port in the past 12 months, as indicated by available data. This month's report is weighted as follows;

| Port Weightings | | | |
|--------------------------|--------------|--------------|----------------|
| Port(s) / Regions | Region Level | Island Level | National Level |
| Marsden | 28% | 15% | 12% |
| Tauranga | 72% | 37% | 30% |
| Northern Nth Isl. | - | 52% | 41% |
| Gisborne/Napier | 61% | 29% | 23% |
| New Ply/Wellington | 39% | 19% | 15% |
| Southern Nth Isl. | - | 48% | 38% |
| North Island | - | - | 79% |
| Nelson/Picton | 71% | 43% | 9% |
| Lyttelton/Timaru | 29% | 18% | 4% |
| Northern Sth Isl. | - | 60% | 13% |
| Port Chalmers | 64% | 25% | 5% |
| Bluff | 36% | 15% | 3% |
| Southern Sth Isl. | - | 40% | 8% |
| South Island | - | - | 21% |

▶ WHARFGATE LOG PRICES

NZ\$/JASm3 - Price Range, Delivered to Wharf

| Grade | Export P | A | K | KS | KI | KIS |
|------------------------------|------------------|------------------|-----------------|-----------------|----------------|----------------|
| Pruning | Pruned | Unpruned | Unpruned | Unpruned | Unpruned | Unpruned |
| SED (minimum) cm | 40 | 30 - 40 | 22 | 20 - 26 | 26 | 10 |
| Knot size (maximum) cm | 0 | 10 - 15 | 15 | 15 | 25 | No limit |
| Length m | 4.0 - 5.8 | 4.1 + | 4.1 - 12.1 | 3.6 - 4.0 | 4.0 + | 3.7 |
| Marsden | 155 - 175 | 100 - 107 | 90 - 99 | 88 - 97 | 78 - 87 | 70 - 79 |
| Tauranga | 152 - 175 | 100 - 106 | 90 - 98 | 88 - 98 | 78 - 90 | 70 - 82 |
| Northern North Island | 153 - 175 | 100 - 106 | 90 - 98 | 88 - 98 | 78 - 89 | 70 - 81 |
| Gisborne/Napier | 170 - 175 | 100 - 112 | 90 - 103 | 88 - 101 | 78 - 94 | 70 - 83 |
| New Plym./Wellington | 159 - 170 | 102 - 111 | 94 - 102 | 91 - 100 | 83 - 93 | 75 - 82 |
| Southern North Island | 166 - 173 | 101 - 112 | 92 - 103 | 89 - 101 | 80 - 94 | 72 - 83 |
| North Island | 159 - 174 | 100 - 109 | 91 - 100 | 89 - 99 | 79 - 91 | 71 - 82 |
| Nelson/Picton | 153 - 156 | 96 - 99 | 88 - 91 | 85 - 91 | 77 - 83 | 69 - 75 |
| Lyttelton/Timaru | 140 - 157 | 83 - 100 | 75 - 92 | 72 - 92 | 64 - 84 | 56 - 76 |
| Northern South Island | 149 - 156 | 92 - 99 | 84 - 91 | 81 - 91 | 73 - 83 | 65 - 75 |
| Port Chalmers | 150 - 156 | 95 - 99 | 87 - 91 | 84 - 91 | 76 - 83 | 67 - 74 |
| Bluff | 148 - 150 | 95 - 99 | 87 - 91 | 85 - 89 | 77 - 79 | 70 - 71 |
| Southern South Island | 149 - 154 | 95 - 99 | 87 - 91 | 84 - 90 | 76 - 82 | 68 - 73 |
| South Island | 149 - 155 | 93 - 99 | 85 - 91 | 82 - 91 | 74 - 83 | 66 - 74 |
| New Zealand | 157 - 170 | 99 - 107 | 90 - 98 | 87 - 97 | 78 - 89 | 70 - 80 |

* Grouped ranges are weighted based on the ports that feed into those regions. These weightings can be viewed on the previous page.



WHARFGATE LOG PRICES
NZ\$/tonne - Weighted Average, Delivered to Wharf

| Grade | Export P | A | K | KS | KI | KIS |
|------------------------|------------|------------|------------|-----------|-----------|-----------|
| Pruning | Pruned | Unpruned | Unpruned | Unpruned | Unpruned | Unpruned |
| SED (minimum) cm | 40 | 30 - 40 | 22 | 20 - 26 | 26 | 10 |
| Knot size (maximum) cm | 0 | 10 - 15 | 15 | 15 | 25 | No limit |
| Length m | 4.0 - 5.8 | 4.1 + | 4.1 - 12.1 | 3.6 - 4.0 | 4.0 + | 3.7 |
| Northern North Island | 173 | 102 | 89 | 87 | 77 | 64 |
| Southern North Island | 174 | 101 | 88 | 86 | 77 | 64 |
| North Island | 174 | 101 | 89 | 87 | 77 | 64 |
| Northern South Island | 151 | 91 | 80 | 79 | 71 | 57 |
| Southern South Island | 152 | 91 | 80 | 78 | 70 | 57 |
| South Island | 152 | 91 | 80 | 78 | 71 | 57 |
| New Zealand | 169 | 99 | 87 | 85 | 76 | 63 |

NZ\$/tonne - Price Range, Delivered to Wharf

| Grade | Export P | A | K | KS | KI | KIS |
|------------------------------|------------------|-----------------|----------------|----------------|----------------|----------------|
| Pruning | Pruned | Unpruned | Unpruned | Unpruned | Unpruned | Unpruned |
| SED (minimum) cm | 40 | 30 - 40 | 22 | 20 - 26 | 26 | 10 |
| Knot size (maximum) cm | 0 | 10 - 15 | 15 | 15 | 25 | No limit |
| Length m | 4.0 - 5.8 | 4.1 + | 4.1 - 12.1 | 3.6 - 4.0 | 4.0 + | 3.7 |
| Marsden | 164 - 185 | 99 - 106 | 86 - 94 | 84 - 92 | 73 - 82 | 59 - 66 |
| Tauranga | 160 - 185 | 99 - 105 | 86 - 93 | 84 - 93 | 73 - 85 | 59 - 69 |
| Northern North Island | 161 - 185 | 99 - 105 | 86 - 93 | 84 - 93 | 73 - 84 | 59 - 68 |
| Gisborne/Napier | 176 - 181 | 97 - 109 | 84 - 96 | 82 - 94 | 72 - 86 | 58 - 68 |
| New Plym./Wellington | 165 - 176 | 99 - 108 | 87 - 95 | 85 - 93 | 76 - 86 | 62 - 68 |
| Southern North Island | 171 - 179 | 98 - 108 | 85 - 95 | 83 - 94 | 74 - 86 | 59 - 68 |
| North Island | 166 - 182 | 98 - 107 | 85 - 94 | 83 - 93 | 73 - 85 | 59 - 68 |
| Nelson/Picton | 153 - 156 | 91 - 94 | 79 - 82 | 77 - 82 | 69 - 74 | 55 - 60 |
| Lyttelton/Timaru | 140 - 157 | 78 - 95 | 68 - 83 | 65 - 83 | 57 - 75 | 45 - 61 |
| Northern South Island | 149 - 156 | 87 - 94 | 76 - 82 | 73 - 82 | 66 - 75 | 52 - 60 |
| Port Chalmers | 151 - 157 | 90 - 94 | 79 - 82 | 76 - 82 | 68 - 75 | 54 - 60 |
| Bluff | 149 - 151 | 90 - 94 | 79 - 82 | 77 - 81 | 69 - 71 | 56 - 57 |
| Southern South Island | 150 - 155 | 90 - 94 | 79 - 82 | 76 - 82 | 69 - 73 | 55 - 59 |
| South Island | 150 - 156 | 88 - 94 | 77 - 82 | 74 - 82 | 67 - 74 | 53 - 60 |
| New Zealand | 163 - 176 | 96 - 104 | 84 - 92 | 81 - 91 | 72 - 83 | 58 - 66 |

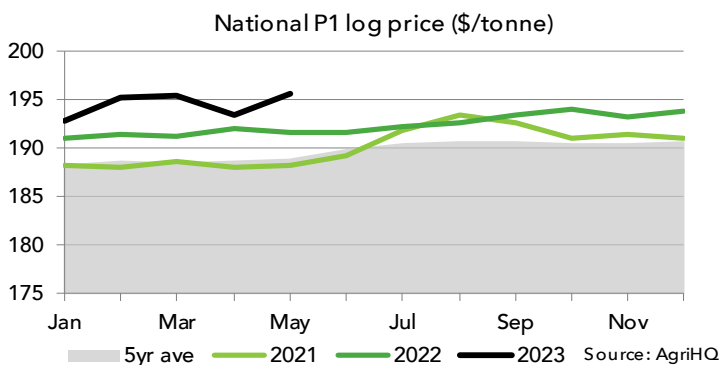
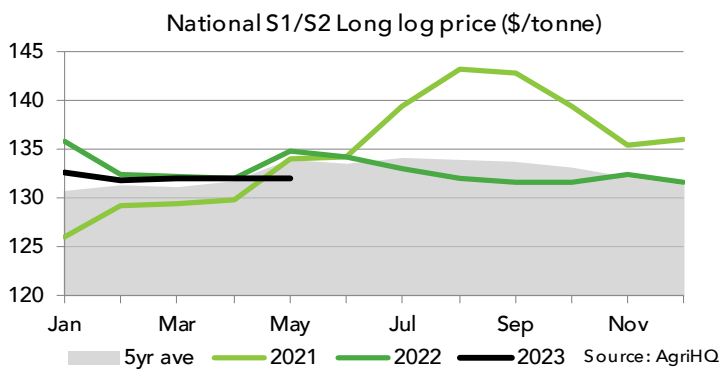
Data points on this page have been calculated using \$/JASm3 price points run through conversion factors. These conversion factors can be found on page 7, and have been derived from multiple sources of real-world data and academic papers.

While AgriHQ stands behind their legitimacy, JASm3-to-Tonne conversion factors are rarely consistent year-to-year due to a number of elements, weather patterns being most significant. For this reason, the \$/tonne prices below may differ a little from real-world levels at times.

DOMESTIC LOG PRICES

NZ\$/Tonne - Weighted Average*, Delivered to Mill

| Grade | P1 | P2 | S1/S2 Long | S3 | L350 | Roundwood | Pulp |
|---------------------|------------|------------|------------|------------|------------|------------|-------------|
| Pruning | Pruned | Pruned | Unpruned | Unpruned | Unpruned | Unpruned | Unpruned |
| SED (min.) cm | 40 | 30 - 40 | 40 / 30 | 20 - 30 | 35 | 10 - 23 | 10 |
| Knot size (max.) cm | 0 | 0 | 6 | 6 | 13 | No limit | No limit |
| Length m | 3.7 - 6.2 | 3.7 - 6.2 | 4.8 - 6.1 | 3.7 - 4.7 | 4.9 - 6.1 | 4.0 - 13.0 | 3.7 |
| Northern Nth Isl. | 199 | 168 | 135 | 118 | 126 | 105 | 55.5 |
| Southern Nth Isl. | 209 | 178 | 126 | 117 | 98 | 92 | 53.0 |
| North Island | 201 | 170 | 133 | 117 | 120 | 102 | 55.0 |
| Northern Sth Isl. | 178 | 139 | 128 | 122 | 120 | 96 | 55.0 |
| Southern Sth Isl. | 184 | 142 | 128 | 122 | 116 | 106 | 62.0 |
| South Island | 180 | 140 | 128 | 122 | 119 | 99 | 57.0 |
| New Zealand | 196 | 162 | 132 | 119 | 120 | 101 | 55.5 |
| Change vs. | | | | | | | |
| 12 mnths ago | +2% | -1% | -2% | -3% | - | -1% | +2% |
| Past 2 years | +2% | +1% | -2% | -2% | - | -0% | +1% |
| Past 5 years | +3% | +4% | -0% | -1% | - | +1% | +2% |



* Weighted averages are based on MPI estimates, calculated by removing export logs and chips from regional roundwood removal data. This month's report is weighted as follows;

| Region Weightings | | | |
|--------------------------|--------------|--------------|----------------|
| Port(s) / Regions | Region Level | Island Level | National Level |
| Northland | 20% | 16% | 12% |
| Central North Island | 80% | 63% | 48% |
| Northern Nth Isl. | - | 80% | 60% |
| East Coast | 69% | 14% | 10% |
| Lower North Island | 31% | 6% | 5% |
| Southern Nth Isl. | - | 20% | 15% |
| North Island | - | - | 75% |
| Nelson/Marl. | 70% | 48% | 12% |
| Canterbury | 30% | 21% | 5% |
| Northern Sth Isl. | - | 68% | 17% |
| Otago | 50% | 16% | 4% |
| Southland | 50% | 16% | 4% |
| Southern Sth Isl. | - | 32% | 8% |
| South Island | - | - | 25% |

DOMESTIC LOG PRICES

| NZ\$/tonne - Price Range, Delivered to Mill | | | | | | | |
|---------------------------------------------|------------------|------------------|------------------|------------------|------------------|------------------|----------------|
| Grade | P1 | P2 | S1/S2 Long | S3 | L350 | Roundwood | Pulp |
| Pruning | Pruned | Pruned | Unpruned | Unpruned | Unpruned | Unpruned | Unpruned |
| SED (min.) cm | 40 | 30 - 40 | 40 / 30 | 20 - 30 | 35 | 10 - 23 | 10 |
| Knot size (max.) cm | 0 | 0 | 6 | 6 | 13 | No limit | No limit |
| Length m | 3.7 - 6.2 | 3.7 - 6.2 | 4.8 - 6.1 | 3.7 - 4.7 | 4.9 - 6.1 | 4.0 - 13.0 | 3.7 |
| Northland/Auckland | 190 - 192 | 175 - 178 | 134 - 135 | 110 - 120 | 103 - 125 | 92 - 100 | 57 - 60 |
| BoP/Central Plateau | 192 - 206 | 165 - 185 | 131 - 136 | 102 - 120 | 93 - 130 | 97 - 115 | 46 - 67 |
| Northern Nth Isl. | 191 - 202 | 168 - 183 | 132 - 136 | 104 - 120 | 96 - 129 | 96 - 111 | 49 - 65 |
| Gisborne/Napier | 199 - 225 | 175 - 181 | 124 - 135 | 102 - 125 | 93 - 102 | 85 - 95 | 46 - 55 |
| Lower North Island | 180 - 210 | 170 - 181 | 125 - 125 | 110 - 115 | 93 - 100 | 85 - 95 | 54 - 56 |
| Southern Nth Isl. | 192 - 220 | 173 - 181 | 124 - 132 | 105 - 122 | 93 - 101 | 85 - 95 | 49 - 55 |
| North Island | 192 - 208 | 169 - 182 | 129 - 134 | 104 - 120 | 95 - 120 | 92 - 106 | 49 - 62 |
| Nelson/Marlborough | 180 - 190 | 135 - 145 | 127 - 128 | 110 - 122 | 110 - 122 | 86 - 100 | 50 - 53 |
| Canterbury | 170 - 175 | 135 - 155 | 128 - 138 | 128 - 130 | 120 - 125 | 106 - 110 | 57 - 60 |
| Northern Sth Isl. | 177 - 185 | 135 - 148 | 127 - 131 | 116 - 125 | 113 - 123 | 93 - 103 | 52 - 55 |
| Otago | 180 - 185 | 140 - 145 | 130 - 130 | 120 - 125 | 115 - 118 | 105 - 110 | 45 - 60 |
| Southland | 180 - 185 | 140 - 140 | 126 - 130 | 120 - 120 | 115 - 118 | 103 - 105 | 45 - 69 |
| Southern Sth Isl. | 180 - 185 | 140 - 143 | 129 - 130 | 120 - 123 | 115 - 118 | 104 - 108 | 45 - 63 |
| South Island | 178 - 185 | 137 - 147 | 128 - 131 | 117 - 124 | 114 - 121 | 96 - 105 | 50 - 58 |
| New Zealand | 188 - 202 | 161 - 173 | 129 - 133 | 108 - 121 | 100 - 121 | 93 - 106 | 49 - 61 |

* Grouped ranges are weighted based on the areas that feed into those regions. These weightings can be viewed on the previous page.



DOMESTIC LOG PRICES
NZ\$/m3 - Weighted Average, Delivered to Mill

| Grade | P1 | P2 | S1/S2 Long | S3 | L350 | Roundwood | Pulp |
|---------------------|------------|------------|------------|------------|------------|------------|-------------|
| Pruning | Pruned | Pruned | Unpruned | Unpruned | Unpruned | Unpruned | Unpruned |
| SED (min.) cm | 40 | 30 - 40 | 40 / 30 | 20 - 30 | 35 | Oct-23 | 10 |
| Knot size (max.) cm | 0 | 0 | 6 | 6 | 13 | No limit | No limit |
| Length m | 3.7 - 6.2 | 3.7 - 6.2 | 4.8 - 6.1 | 3.7 - 4.7 | 4.9 - 6.1 | 4.0 - 13.0 | 3.7 |
| Northern Nth Isl. | 194 | 164 | 132 | 115 | 123 | 102 | 54.0 |
| Southern Nth Isl. | 208 | 177 | 125 | 116 | 98 | 92 | 53.0 |
| North Island | 197 | 166 | 131 | 115 | 118 | 100 | 54.0 |
| Northern Soh Isl. | 182 | 141 | 131 | 124 | 122 | 97 | 56.0 |
| Southern Sth Isl. | 187 | 145 | 130 | 124 | 118 | 108 | 63.0 |
| South Island | 183 | 142 | 131 | 124 | 121 | 101 | 58.0 |
| New Zealand | 193 | 160 | 131 | 117 | 118 | 100 | 55.0 |

NZ\$/m3 - Price Range, Delivered to Mill

| Grade | P1 | P2 | S1/S2 Long | S3 | L350 | Roundwood | Pulp |
|--------------------------|------------------|------------------|------------------|------------------|------------------|------------------|----------------|
| Pruning | Pruned | Pruned | Unpruned | Unpruned | Unpruned | Unpruned | Unpruned |
| SED (min.) cm | 40 | 30 - 40 | 40 / 30 | 20 - 30 | 35 | Oct-23 | 10 |
| Knot size (max.) cm | 0 | 0 | 6 | 6 | 13 | No limit | No limit |
| Length m | 3.7 - 6.2 | 3.7 - 6.2 | 4.8 - 6.1 | 3.7 - 4.7 | 4.9 - 6.1 | 4.0 - 13.0 | 3.7 |
| Northland/Auckland | 185 - 187 | 171 - 174 | 131 - 132 | 107 - 117 | 100 - 122 | 90 - 98 | 56 - 59 |
| BoP/Central Plateau | 187 - 201 | 161 - 180 | 128 - 133 | 99 - 117 | 91 - 127 | 95 - 112 | 45 - 65 |
| Northern Nth Isl. | 187 - 197 | 163 - 179 | 128 - 132 | 102 - 117 | 93 - 125 | 93 - 108 | 48 - 64 |
| Gisborne/Napier | 198 - 224 | 174 - 180 | 123 - 134 | 101 - 124 | 93 - 101 | 85 - 95 | 46 - 55 |
| Lower North Island | 179 - 209 | 169 - 180 | 124 - 124 | 109 - 114 | 93 - 100 | 85 - 95 | 54 - 56 |
| Southern Nth Isl. | 192 - 219 | 172 - 180 | 124 - 131 | 104 - 121 | 93 - 101 | 85 - 95 | 49 - 55 |
| North Island | 188 - 202 | 165 - 179 | 128 - 132 | 102 - 118 | 93 - 120 | 92 - 105 | 48 - 62 |
| Nelson/Marlborough | 184 - 194 | 138 - 148 | 130 - 131 | 112 - 124 | 112 - 124 | 88 - 102 | 51 - 54 |
| Canterbury | 173 - 179 | 138 - 158 | 131 - 141 | 131 - 133 | 122 - 128 | 108 - 112 | 58 - 61 |
| Northern Sth Isl. | 180 - 189 | 138 - 151 | 130 - 134 | 118 - 127 | 116 - 125 | 94 - 105 | 53 - 56 |
| Otago | 183 - 188 | 142 - 147 | 132 - 132 | 122 - 127 | 117 - 120 | 107 - 112 | 46 - 61 |
| Southland | 183 - 188 | 142 - 142 | 128 - 132 | 122 - 122 | 117 - 120 | 105 - 107 | 46 - 70 |
| Southern Sth Isl. | 183 - 188 | 142 - 145 | 131 - 132 | 122 - 125 | 117 - 120 | 106 - 110 | 46 - 64 |
| South Island | 181 - 188 | 139 - 149 | 130 - 133 | 119 - 126 | 116 - 124 | 98 - 107 | 51 - 59 |
| New Zealand | 186 - 198 | 159 - 171 | 128 - 132 | 106 - 120 | 99 - 121 | 93 - 106 | 49 - 61 |

Data points on this page have been calculated using \$/tonne price points run through conversion factors. These conversion factors can be found on page 7.

Conversion factors are rarely consistent year-to-year due to a number of elements, weather patterns being most significant. For this reason, the \$/m3 prices below may differ a little from real-world levels at times.

AGRIHQ LOG CONVERSION FACTORS

| | | Export Logs; JASm3 to Tonnes | | | | | Domestic Logs | |
|--------------------|-----|------------------------------|-------|--------|-------|-------|---------------|--------------|
| | | Export P | A | K / KS | KI | KIS | M3 to Tonnes | Tonnes to M3 |
| Northern NI | Jan | 1.095 | 1.055 | 1.025 | 1.015 | 0.940 | 1.060 | 0.945 |
| | Feb | 1.085 | 1.045 | 1.015 | 1.005 | 0.930 | 1.065 | 0.940 |
| | Mar | 1.080 | 1.030 | 0.995 | 0.985 | 0.890 | 1.050 | 0.950 |
| | Apr | 1.055 | 1.000 | 0.965 | 0.955 | 0.850 | 1.035 | 0.965 |
| | May | 1.055 | 0.990 | 0.950 | 0.940 | 0.840 | 1.025 | 0.975 |
| | Jun | 1.055 | 0.985 | 0.940 | 0.930 | 0.820 | 1.010 | 0.990 |
| | Jul | 1.035 | 0.965 | 0.920 | 0.910 | 0.800 | 1.000 | 1.000 |
| | Aug | 1.055 | 0.980 | 0.935 | 0.925 | 0.815 | 1.025 | 0.975 |
| | Sep | 1.060 | 0.990 | 0.950 | 0.940 | 0.825 | 1.035 | 0.965 |
| | Oct | 1.075 | 1.010 | 0.975 | 0.965 | 0.860 | 1.055 | 0.950 |
| | Nov | 1.075 | 1.015 | 0.980 | 0.970 | 0.880 | 1.060 | 0.945 |
| | Dec | 1.085 | 1.035 | 1.000 | 0.990 | 0.910 | 1.060 | 0.945 |
| Southern NI | Jan | 1.075 | 1.035 | 1.005 | 0.995 | 0.920 | 1.040 | 0.960 |
| | Feb | 1.080 | 1.040 | 1.010 | 1.000 | 0.925 | 1.060 | 0.945 |
| | Mar | 1.065 | 1.015 | 0.980 | 0.970 | 0.880 | 1.035 | 0.965 |
| | Apr | 1.045 | 0.990 | 0.955 | 0.945 | 0.840 | 1.025 | 0.975 |
| | May | 1.035 | 0.970 | 0.930 | 0.920 | 0.825 | 1.005 | 0.995 |
| | Jun | 1.025 | 0.960 | 0.915 | 0.905 | 0.800 | 0.985 | 1.015 |
| | Jul | 1.030 | 0.960 | 0.915 | 0.905 | 0.795 | 0.995 | 1.005 |
| | Aug | 1.035 | 0.965 | 0.920 | 0.910 | 0.800 | 1.010 | 0.990 |
| | Sep | 1.050 | 0.980 | 0.940 | 0.930 | 0.820 | 1.025 | 0.975 |
| | Oct | 1.065 | 1.000 | 0.965 | 0.955 | 0.850 | 1.045 | 0.955 |
| | Nov | 1.070 | 1.010 | 0.975 | 0.965 | 0.875 | 1.055 | 0.950 |
| | Dec | 1.070 | 1.020 | 0.985 | 0.975 | 0.900 | 1.045 | 0.955 |
| Northern SI | Jan | 1.070 | 1.035 | 1.000 | 0.990 | 0.915 | 1.040 | 0.960 |
| | Feb | 1.080 | 1.045 | 1.010 | 1.000 | 0.925 | 1.065 | 0.940 |
| | Mar | 1.045 | 1.000 | 0.960 | 0.950 | 0.860 | 1.020 | 0.980 |
| | Apr | 1.025 | 0.975 | 0.935 | 0.925 | 0.825 | 1.010 | 0.990 |
| | May | 1.000 | 0.945 | 0.900 | 0.895 | 0.800 | 0.980 | 1.020 |
| | Jun | 1.000 | 0.940 | 0.895 | 0.885 | 0.780 | 0.965 | 1.035 |
| | Jul | 0.990 | 0.925 | 0.880 | 0.870 | 0.765 | 0.960 | 1.040 |
| | Aug | 0.985 | 0.920 | 0.875 | 0.865 | 0.760 | 0.960 | 1.040 |
| | Sep | 1.005 | 0.945 | 0.900 | 0.895 | 0.785 | 0.990 | 1.010 |
| | Oct | 1.025 | 0.966 | 0.925 | 0.920 | 0.815 | 1.010 | 0.990 |
| | Nov | 1.045 | 0.990 | 0.950 | 0.940 | 0.850 | 1.035 | 0.965 |
| | Dec | 1.050 | 1.005 | 0.965 | 0.955 | 0.880 | 1.030 | 0.970 |
| Southern SI | Jan | 1.035 | 1.000 | 0.965 | 0.955 | 0.885 | 1.005 | 0.995 |
| | Feb | 1.030 | 0.995 | 0.960 | 0.950 | 0.880 | 1.015 | 0.985 |
| | Mar | 1.035 | 0.990 | 0.950 | 0.940 | 0.850 | 1.010 | 0.990 |
| | Apr | 1.025 | 0.975 | 0.935 | 0.925 | 0.825 | 1.010 | 0.990 |
| | May | 1.005 | 0.950 | 0.905 | 0.900 | 0.805 | 0.985 | 1.015 |
| | Jun | 0.985 | 0.925 | 0.880 | 0.870 | 0.770 | 0.950 | 1.055 |
| | Jul | 0.995 | 0.930 | 0.885 | 0.875 | 0.765 | 0.965 | 1.035 |
| | Aug | 1.000 | 0.935 | 0.890 | 0.880 | 0.770 | 0.980 | 1.020 |
| | Sep | 1.010 | 0.950 | 0.905 | 0.900 | 0.790 | 0.995 | 1.005 |
| | Oct | 1.020 | 0.960 | 0.920 | 0.910 | 0.810 | 1.005 | 0.995 |
| | Nov | 1.020 | 0.965 | 0.925 | 0.915 | 0.830 | 1.010 | 0.990 |
| | Dec | 1.030 | 0.985 | 0.945 | 0.935 | 0.860 | 1.010 | 0.990 |