

LOG PRICE REPORT


 A-GRADE
(NZ\$/TONNE)

122

 S1
(NZ\$/TONNE)

137

 P1
(NZ\$/TONNE)

190

 PULP
(NZ\$/TONNE)

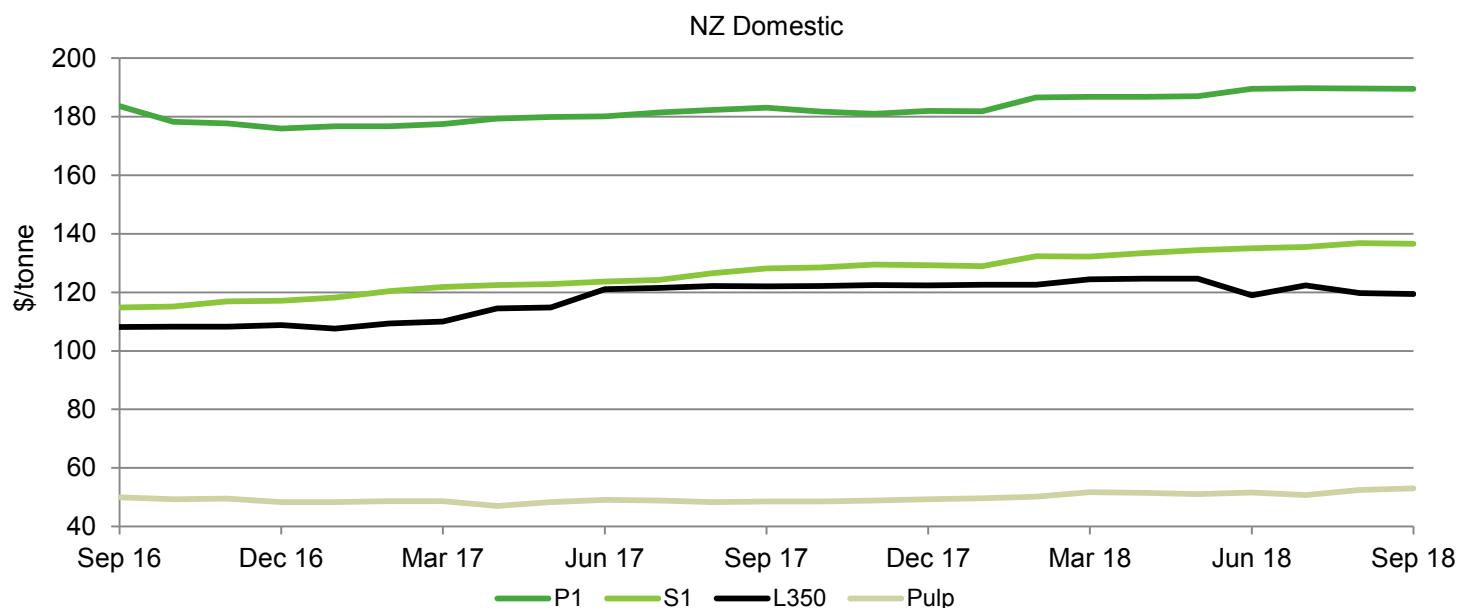
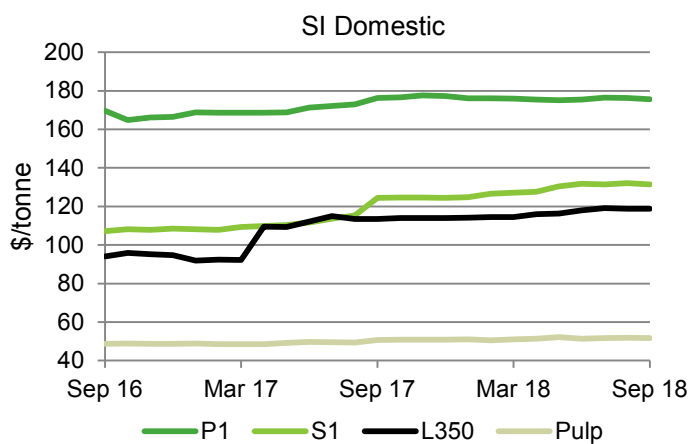
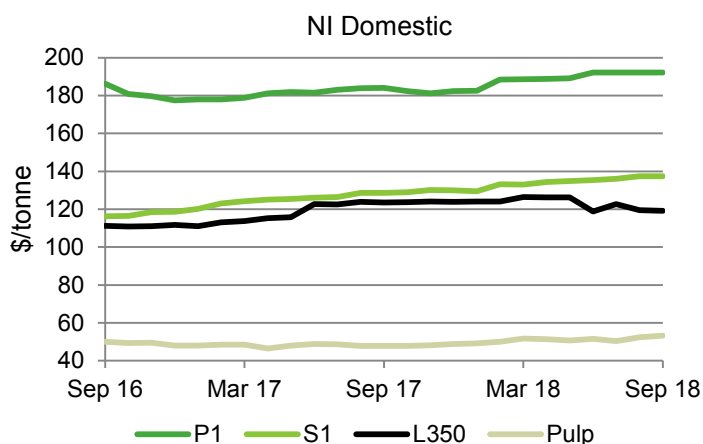
53

Industrial pulp prices are left blank due to insufficient data responses to ensure accuracy.

Price delivered to mill (NZ\$/tonne)								
Grade	P1	P2	S1-S2 Long	S3 Short	L350	Pulp	Industrial/Pulp	Roundwood
Specifications								
Pruning	Pruned	Pruned	Unpruned	Unpruned	Unpruned	Unpruned	Unpruned	Unpruned
SED (minimum) cm	40	30 - 40	40 / 30	20 - 30	35	10	10	10
Knot size (maximum) cm	0	0	6	6	13	No limit	No limit	
Length (minimum) m	3.7 - 4.8	3.7 - 4.8	4.8 - 6.1	3.7 - 4.7	4.9 - 6.1	3.7	3.0 - 6.0	8.0 - 13.0
Northland/Auckland	190 - 195	148 - 170	138 - 142	123 - 135	-	51 - 53	-	90 - 106
BoP/Central Plateau	189 - 205	143 - 193	138 - 143	123 - 131	110 - 141	52 - 56	-	106 - 120
*Northern North Island	189 - 202	144 - 186	138 - 143	123 - 132	110 - 141	52 - 55	-	101 - 116
Gisborne/Napier	191 - 195	170 - 177	130 - 140	110 - 122	105 - 115	50 - 54	-	85 - 88
Lower North Island	186 - 196	165 - 177	129 - 139	111 - 122	102 - 114	50 - 54	-	85 - 88
*Southern North Island	186 - 196	165 - 177	129 - 139	110 - 122	102 - 114	50 - 54	-	85 - 88
*North Island	189 - 201	148 - 185	137 - 142	121 - 131	109 - 137	51 - 55	-	99 - 112
Nelson/Marlborough	180 - 188	145 - 150	134 - 135	115 - 120	124 - 126	51 - 52	-	84 - 86
Canterbury	160 - 175	144 - 150	122 - 135	110 - 129	91 - 95	55 - 59	-	91 - 112
*Northern South Island	174 - 184	145 - 150	130 - 135	113 - 123	113 - 116	52 - 54	-	86 - 94
Otago	170 - 185	140 - 150	123 - 130	112 - 113	123 - 130	45 - 50	-	90 - 95
Southland	175 - 180	140 - 145	125 - 130	102 - 113	93 - 118	45 - 69	-	88 - 95
*Southern South Island	172 - 183	140 - 148	124 - 130	109 - 113	113 - 126	45 - 57	-	89 - 95
*South Island	173 - 184	143 - 149	128 - 133	112 - 120	113 - 119	50 - 55	-	87 - 95
*New Zealand	186 - 198	147 - 178	135 - 140	119 - 128	110 - 133	51 - 55	-	97 - 108

Industrial pulp prices are left blank due to insufficient data responses to ensure accuracy.

Price delivered to mill (NZ\$/m³)								
Grade	P1	P2	S1-S2 Long	S3 Short	L350	Pulp	Industrial/Pulp	Roundwood
Northland/Auckland	200 - 205	156 - 179	145 - 149	129 - 142	-	54 - 56	-	95 - 112
BoP/Central Plateau	199 - 216	151 - 203	145 - 151	129 - 138	116 - 148	55 - 59	-	112 - 126
*Northern North Island	199 - 213	152 - 196	145 - 150	129 - 139	116 - 148	54 - 58	-	107 - 122
Gisborne/Napier	201 - 205	179 - 186	137 - 147	116 - 128	111 - 121	53 - 57	-	89 - 93
Lower North Island	179 - 212	156 - 185	132 - 144	120 - 128	95 - 115	53 - 58	-	89 - 93
*Southern North Island	196 - 207	174 - 186	136 - 147	116 - 128	107 - 120	52 - 57	-	89 - 92
*North Island	199 - 212	155 - 195	144 - 150	127 - 138	114 - 144	54 - 58	-	104 - 118
Nelson/Marlborough	189 - 198	153 - 158	141 - 142	121 - 126	131 - 133	54 - 55	-	88 - 91
Canterbury	168 - 184	152 - 158	128 - 142	116 - 136	96 - 100	58 - 62	-	96 - 118
*Northern South Island	183 - 194	152 - 158	137 - 142	119 - 129	119 - 122	55 - 57	-	91 - 99
Otago	179 - 195	147 - 158	129 - 137	118 - 119	129 - 137	47 - 53	-	95 - 100
Southland	184 - 189	147 - 153	132 - 137	107 - 119	98 - 124	47 - 73	-	93 - 100
*Southern South Island	181 - 193	147 - 156	130 - 137	114 - 119	118 - 132	47 - 60	-	94 - 100
*South Island	182 - 193	151 - 157	135 - 140	118 - 126	119 - 126	52 - 58	-	92 - 100
*New Zealand	195 - 208	154 - 187	142 - 148	126 - 135	115 - 140	54 - 58	-	102 - 114



Price at wharf gate (NZ\$/tonne)

Grade	Export pruned	A30/A40	K	KS	KI
Specifications					
Pruning	Pruned	Unpruned	Unpruned	Unpruned	Unpruned
SED (minimum) cm	36	30	20 - 34	20 - 26	26
Knot size (maximum) cm	0	10	15	15	25
Length (minimum) m	4	3.7-6.1	12.0 / 11.0	3.6 - 4.0	4
Whangarei	157 - 163	117 - 127	112 - 117	110 - 117	91 - 107
Tauranga	158 - 163	118 - 141	112 - 134	112 - 134	104 - 107
*Northern North Island	158 - 163	118 - 137	112 - 129	111 - 129	100 - 107
Gisborne/Napier	158 - 163	117 - 125	112 - 118	111 - 115	103 - 111
New Plymouth/Wellington	153 - 163	116 - 125	112 - 118	110 - 115	102 - 111
*Southern North Island	157 - 163	117 - 125	112 - 118	111 - 115	103 - 111
*North Island	158 - 163	118 - 135	112 - 127	111 - 127	101 - 108
Nelson/Marlborough	157 - 159	117 - 122	109 - 116	99 - 107	101 - 114
Canterbury	147 - 160	106 - 112	100 - 103	99 - 106	91 - 97
*Northern South Island	154 - 159	113 - 119	106 - 112	99 - 107	98 - 109
Otago	156 - 163	113 - 123	106 - 117	106 - 115	97 - 106
Southland	148 - 149	105 - 109	98 - 102	97 - 99	89 - 91
*Southern South Island	153 - 158	110 - 118	103 - 112	103 - 109	94 - 101
*South Island	154 - 159	112 - 119	105 - 112	100 - 108	97 - 106
*New Zealand	157 - 162	117 - 132	111 - 124	109 - 123	100 - 107

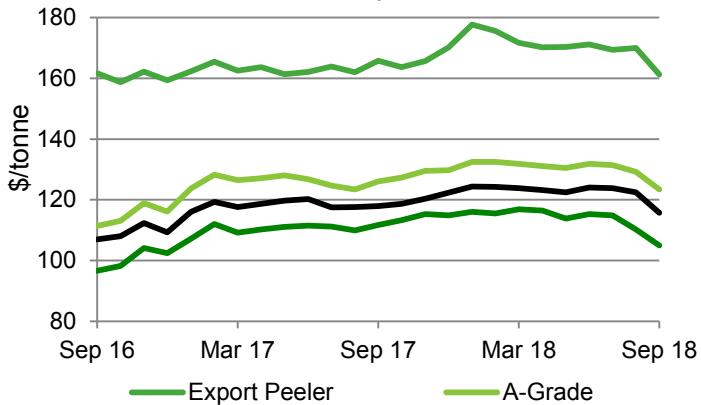
*Medians

Price at wharf gate (NZ\$/m³)

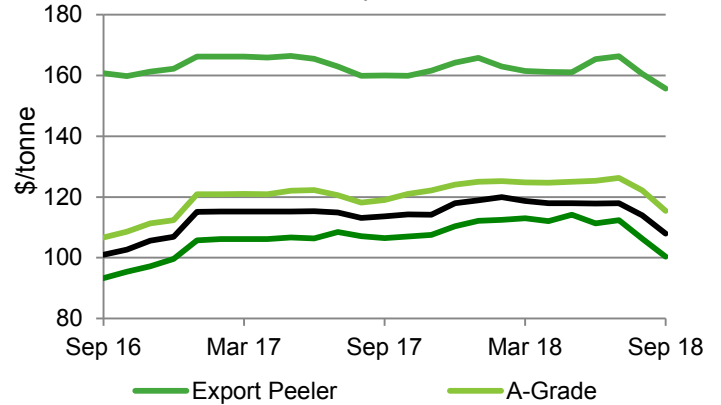
Grade	Export Pruned	A30/A40	K	KS	KI
Whangarei	165 - 172	123 - 134	118 - 123	116 - 123	96 - 113
Tauranga	166 - 172	124 - 148	118 - 141	118 - 141	109 - 113
*Northern North Island	166 - 172	124 - 144	118 - 136	117 - 136	106 - 113
Gisborne/Napier	166 - 172	123 - 132	118 - 124	117 - 121	108 - 117
New Plymouth/Wellington	161 - 172	122 - 132	118 - 124	116 - 121	107 - 117
*Southern North Island	165 - 172	123 - 132	118 - 124	117 - 121	108 - 117
*North Island	166 - 172	124 - 142	118 - 134	117 - 134	106 - 113
Nelson/Marlborough	165 - 167	123 - 128	115 - 122	104 - 113	106 - 120
Canterbury	155 - 168	112 - 118	105 - 108	104 - 112	96 - 102
*Northern South Island	162 - 168	119 - 125	112 - 118	104 - 112	103 - 114
Otago	164 - 172	119 - 129	112 - 123	112 - 121	102 - 112
Southland	156 - 157	111 - 115	103 - 107	102 - 104	94 - 96
*Southern South Island	161 - 166	116 - 124	109 - 118	108 - 115	99 - 106
*South Island	162 - 167	118 - 125	111 - 118	106 - 113	102 - 111
*New Zealand	165 - 171	123 - 139	116 - 131	115 - 130	105 - 113

*Medians

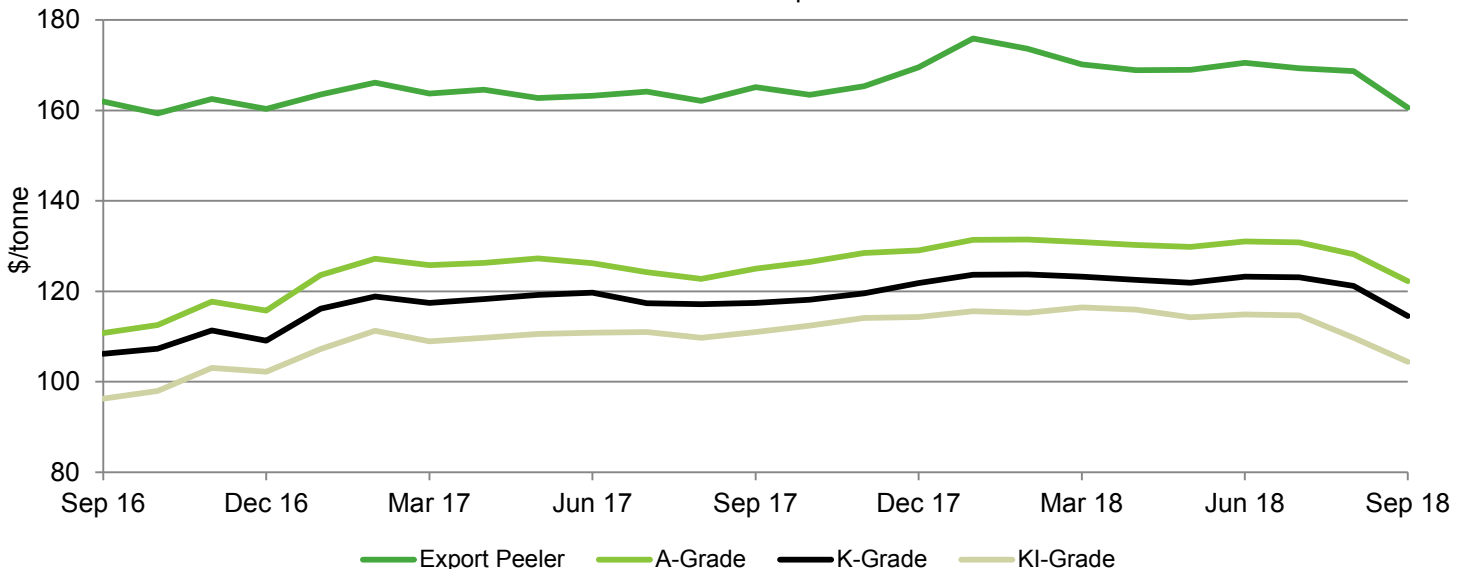
NI Export



SI Export



NZ Export



Logging and cartage costs – North Island (NZ\$/tonne)

Logging cost	\$/t	Roading cost	Distance to mill/port (km)						
			40	60	80	100	120	160	200
Flat	19	\$2-3	35	39	41	43	48	54	59
Easy/tracked	21	\$2-4	37	40	43	45	50	56	61
Steep/tracked	31	\$4-6	53	57	59	61	66	72	77
V steep/hauler	38	\$7-9	66	69	71	73	78	85	89

Logging and cartage costs – South Island (NZ\$/tonne)

Logging cost	\$/t	Roading cost	Distance to mill/port (km)						
			40	60	80	100	120	160	200
Flat	25	\$2-3	39	42	45	48	52	57	61
Easy/tracked	26	\$2-4	40	43	47	49	53	59	62
Steep/tracked	33	\$4-6	50	53	56	59	63	68	72
V steep/hauler	35	\$7-9	56	59	63	65	69	75	78

Weighted averages

Log type	Region				
	NNI	SNI	NSI	SSI	NZ
P1	193	191	175	176	190
P2	159	175	145	145	161
Export Pruned	161	161	156	154	161
A30/A40	124	122	116	115	122
K	116	115	108	107	115
KS	116	113	104	106	114
KI	105	105	102	97	104
S1 / S2 Long	141	130	133	129	137
S3 Short	129	113	116	113	123
L350	123	111	115	128	119
Pulp	53	54	53	48	53
Industrial / Pulp					
Roundwood	114	88	90	90	103

Industrial pulp prices are left blank due to insufficient data responses to ensure accuracy.

Note: To calculate the net on site price for any particular site, choose the cost from the table that meets the logging costs and km to mill/wharf and subtract from the price range in the main table. Costs may also include a management/log sales price of \$2-4/tonne.

Note: Logging and cartage costs are intended as a guide only. While AgriHQ takes every precaution to ensure prices are accurate, harvesting costs can vary markedly depending on forest size, condition and existing infrastructure.

Disclaimer: This report is published by GlobalHQ for your information only. This report does not constitute an offer, solicitation or recommendation to acquire or dispose of any investment or financial product. No part of this publication may be redistributed or reproduced in any form or by any means or used to make any derivative work without written permission from GlobalHQ. GlobalHQ (including its group companies and each of their directors, officers, employees and contractors) shall not be liable (except the extent strictly required by law) for the use of the information contained in this report, however arising. This report is published with due care and attention, but GlobalHQ and its group companies accept no liability in relation to the completeness, accuracy or timeliness of this report and its contents.